


Final

Francois Louw

 South Africa

Pts. 237

Ryan Leonard Lalisang

 Indonesia

Pts. 202

Semifinal 1

(1 vs 4 from top 8)

Oliver Morig

 Germany

Pts. 196

Francois Louw

 South Africa

Pts. 262

Semifinal 2

(2 vs 3 from top 8)

Sam Cooley

 Australia





Pts. 158

Ryan Leonard Lalisang

 Indonesia

Pts. 239

Qualifying Rounds

QUALIFYING ROUNDS/ TOP 24								TOP 8		
POS	NAME	COUNTRY	HIGHTOTAL	AVERAGE	#GAMES	CUT	TOTAL INC. BONUS	#WINS	#TIES	#LOSSES
 1	Oliver Morig	Germany	279	8718	217.95	40	63	8868	5	3
 2	Sam Cooley	Australia	279	8672	216.80	40	47	8852	6	2
 3	Ryan Leonard Lalisang	Indonesia	290	8638	215.95	40	13	8818	6	2
 4	Francois Louw	South Africa	290	8715	217.88	40	0	8805	3	5
 5	Christopher Sloan	Ireland	266	8632	215.80	40	-83	8722	3	5
 6	Jaroslav Lorenc	Czech Republic	259	8504	212.60	40	-151	8654	5	3

QUALIFYING ROUNDS/ TOP 24

TOP 8

POS	NAME	COUNTRY	HIGHTOTAL	AVERAGE	#GAMES	CUT	TOTAL INC. BONUS	#WINS	#TIES	#LOSSES
 7	Wanhee Lee	South Korea	279 8562	214.05	40	-	183 8622	2		6
 8	Jasem Alsaqer	Kuwait	278 8202	205.05	40	-	543 8262	2		6
 9	David Maycock	Bermuda	268 6643	207.59	32		6643			
 10	Jay Leon Guerrero	Guam	258 6569	205.28	32		6569			
 11	Matheiu Merwin Tan	Philippines	246 6544	204.50	32		6544			
 12	Tony Wong	Hong Kong	266 6541	204.41	32		6541			
 13	Renan Zoghaib	Brazil	258 6524	203.88	32		6524			
 14	Adrian Ang	Malaysia	268 6522	203.81	32		6522			
 15	Daniel Vezis	Latvia	266 6483	202.59	32		6483			
 16	Eugene Yeo	Singapore	289 6447	201.47	32		6447			
 17	Ahmed Alawadhi	Bahrain	290 6431	200.97	32		6431			
 18	Niko Oksanen	Finland	256 6414	200.44	32		6414			
 19	John Janawicz	USA	244 6388	199.62	32		6388			
 20	Philip Gruppetta	Malta	254 6383	199.47	32		6383			
 21	Dian Dinev	Bulgaria	254 6382	199.44	32		6382			
 22	Xavier Milet	Belgium	257 6362	198.81	32		6362			
 23	Dhruv Sarda	India	232 6330	197.81	32		6330			
 24	Thibaut Lanos	France	253 6206	193.94	32		6206			
 25	Ildemaro Ruiz Jr	Venezuela	247 4741	197.54	24		4741			
 26	Abdulrahman Abdulwahab Alkheliwi	Saudi Arabia	269 4716	196.50	24		4716			
 27	Glenn-Morten Pedersen	Norway	263 4705	196.04	24		4705			
 28	Vladimir Sverchkov	Russia	269 4705	196.04	24		4705			
 29	Chris Thomson-Nairne	Scotland	247 4703	195.96	24		4703			
 30	James Kelly	New Zealand	239 4696	195.67	24		4696			
 31	Hassan Al-Kharusi	Oman	248 4685	195.21	24		4685			
 32	LLuis Montfort	Catalonia	226 4680	195.00	24		4680			
 33	Michell Stinissen	Netherlands	246 4659	194.12	24		4659			
 34	Donatas Lengvinas	Lithuania	246 4642	193.42	24		4642			
 35	Alex Basala	Slovakia	244 4621	192.54	24		4621			
 36	Chris Hignett	Wales	247 4598	191.58	24		4598			
 37	Vadym Danyliuk	Ukraine	248 4584	191.00	24		4584			
 38	Francesco Vaccaro	Italy	252 4579	190.79	24		4579			
 39	Omar Torres	Mexico	235 4569	190.38	24		4569			
 40	Frankie Catanzariti	Canada	297 4529	188.71	24		4529			
 41	Bálint Luczek	Hungary	223 4522	188.42	24		4522			
 42	Syrvet Pierre-Andre	Switzerland	256 4509	187.88	24		4509			
 43	Noe Gamazo	Spain	225 4470	186.25	24		4470			
 44	Marco Moretti	Costa Rica	233 4467	186.12	24		4467			
45	Paulo Lopes	Portugal	236 4453	185.54	24		4453			
46	Alessandro Silletti	Poland	249 4447	185.29	24		4447			
47	Eduardo Padilla	Nicaragua	235 4425	184.38	24		4425			
48	Pavel Sobolev	Belarus	224 4411	183.79	24		4411			

QUALIFYING ROUNDS/ TOP 24

TOP 8

POS	NAME	COUNTRY	HIGHTOTAL	AVERAGE	#GAMES	CUT	TOTAL INC. BONUS	#WINS	#TIES	#LOSSES
 49	Luis Bendeck	El Salvador	219	4380	182.50	24	4380			
 50	Mark Russell	Jersey	221	4377	182.38	24	4377			
 51	David Seay	Northern Ireland	226	4356	181.50	24	4356			
 52	Marius Piticariu	Romania	207	4323	180.12	24	4323			
 53	David Gervolino	New Caledonia	211	4314	179.75	24	4314			
 54	Seyed Hamidreza Seyed Azizollah	Iran	221	4303	179.29	24	4303			
 55	Getachew Alehegn Mengeste	Ethiopia	232	4261	177.54	24	4261			
 56	Frederic Barre	Reunion	213	4253	177.21	24	4253			
 57	German Roshonok	Kazakhstan	237	4162	173.42	24	4162			
 58	Kudrat Khilyamov	Uzbekistan	212	4153	173.04	24	4153			
 59	Amir Mehmood	Pakistan	210	4078	169.92	24	4078			
 60	Dragi Gjorgjovski	North Macedonia	228	4002	166.75	24	4002			
 61	Pedro Toste	Azores	197	3996	166.50	24	3996			
 62	Derrick Burrows	Bahamas	228	3975	165.62	24	3975			
 63	Serdar Atayev	Turkmenistan	217	3961	165.04	24	3961			
 64	Lado Chikhladze	Georgia	208	3902	162.58	24	3902			
 65	Mashoud Emamsaib	Mauritius	207	3898	162.42	24	3898			
 66	Shant Panos Tomassian	Iraq	194	3875	161.46	24	3875			
 67	Musharraf Hossain Ahmed	Bangladesh	219	3866	161.08	24	3866			
 68	Khaled Meziou	Tunisia	188	3743	155.96	24	3743			
 69	Rok Kostric	Slovenia	269	3673	153.04	24	3673			
 70	Gabriel Olubunmi	Nigeria	194	3592	149.67	24	3592			
 71	Goran Rančić	Croatia	188	3546	147.75	24	3546			
 72	Adrian Guibu	Peru	232	2931	122.12	24	2931			
 73	Matt Chamberlain	England	211	810	33.75	24	810			

Final

Rebecca Whiting



Pts. 172

Aumi Guerra



Pts. 162

Semifinal 1

(1 vs 4 from top 8)

Kelly Kulick



Pts. 179

Aumi Guerra



Pts. 194

Semifinal 2

(2 vs 3 from top 8)

Natasha Roslan




Pts. 176

Rebecca Whiting



Pts. 199

Qualifying Rounds

QUALIFYING ROUNDS/ TOP 24								TOP 8		
POS	NAME	COUNTRY	HIGHTOTAL	AVERAGE	#GAMES	SCUT	TOTAL INC. BONUS	#WINS	#TIES	#LOSSES
	1 Kelly Kulick	USA	258	8496	212.40	40	354	8616	4	4
	2 Natasha Roslan	Malaysia	235	8307	207.68	40	165	8427	4	4
	3 Rebecca Whiting	Australia	257	8145	203.62	40	33	8295	5	3
	4 Aumi Guerra	Dominican Republic	267	8172	204.30	40	0	8262	3	5
	5 Eunhee Jeon	South Korea	245	8065	201.62	40	-17	8245	6	2
	6 Karen Marcano	Venezuela	255	8099	202.47	40	-43	8219	4	4
	7 Maria Koshel	Russia	254	7991	199.78	40	-151	8111	4	4

QUALIFYING ROUNDS/ TOP 24

TOP 8

POS	NAME	COUNTRY	HIGHTOTAL	AVERAGE	#GAMES	CUT	TOTAL INC. BONUS	#WINS	#TIES	#LOSSES
 8	Stephanie Martins	Brazil	250 7979	199.47	40	-	8039	2		6
 9	Sanna Pasanen	Finland	246 6279	196.22	32		6279			
 10	Fion Liew	Singapore	243 6274	196.06	32		6274			
 11	Catherine Durieux	Belgium	246 6267	195.84	32		6267			
 12	Nadine Geissler	Germany	267 6238	194.94	32		6238			
 13	Lindsey Paling	Netherlands	264 6183	193.22	32		6183			
 14	Felicia Wong	Canada	233 6136	191.75	32		6136			
 15	Tania Yusaf	Scotland	256 6111	190.97	32		6111			
 16	Edith Quintanilla	El Salvador	235 6106	190.81	32		6106			
 17	Krizziah Lyn Tabora	Philippines	255 6102	190.69	32		6102			
 18	Shinta Ceysaria Yunita	Indonesia	234 6095	190.47	32		6095			
 19	Alja Bergauer	Slovenia	235 6092	190.38	32		6092			
 20	Jessica Atan-Chan	Costa Rica	242 6075	189.84	32		6075			
 21	Isabel Allen	England	247 6052	189.12	32		6052			
22	Shuk Han Chan	Hong Kong	258 6044	188.88	32		6044			
23	Yumi Yuzuriha	Peru	229 6004	187.62	32		6004			
24	Amandine Jacques	France	226 5936	185.50	32		5936			
25	Heidi Thorstensen	Norway	217 4442	185.08	24		4442			
26	Alejandra Mercado	Mexico	212 4442	185.08	24		4442			
27	Driskell Rolle	Bahamas	288 4432	184.67	24		4432			
28	Sarolta Dosztály	Hungary	237 4429	184.54	24		4429			
29	Suzanne Howell	New Zealand	246 4418	184.08	24		4418			
30	Mariana Meteksinova	Bulgaria	243 4416	184.00	24		4416			
31	Kellie McDonnell	Ireland	236 4368	182.00	24		4368			
32	Lia Mojarro	Catalonia	223 4350	181.25	24		4350			
33	Melania Rossi	Italy	233 4297	179.04	24		4297			
34	Kylie Bromley	Wales	209 4290	178.75	24		4290			
35	Maria Wood	Guam	215 4283	178.46	24		4283			
36	Natalya Mandritsa	Kazakhstan	216 4228	176.17	24		4228			
37	Patrice Tucker	Bermuda	224 4221	175.88	24		4221			
38	Mónica Jiménez	Spain	257 4192	174.67	24		4192			
39	Tatyana Lefter	Uzbekistan	235 4188	174.50	24		4188			
40	Lenka Zverinova	Czech Republic	213 4165	173.54	24		4165			
41	Sofiia Druchyna	Ukraine	219 4156	173.17	24		4156			
42	Joanna Merklejn	Poland	213 4133	172.21	24		4133			
43	Tiziana Carannante	Malta	203 4128	172.00	24		4128			
44	Marine Lancien	Reunion	212 4092	170.50	24		4092			
45	Sabeena Athica	India	266 3982	165.92	24		3982			
46	Altaf Karam	Kuwait	210 3963	165.12	24		3963			
47	Eugenia Dumitrascu	Romania	213 3947	164.46	24		3947			
48	Madeleine Manns	Switzerland	201 3925	163.54	24		3925			
49	Caroline Horan	Northern Ireland	226 3856	160.67	24		3856			
50	Nasiba Orazmedova	Turkmenistan	211 3833	159.71	24		3833			
51	Helena Lourenço	Portugal	184 3755	156.46	24		3755			
52	Meshael Anas Alabdulwahed	Saudi Arabia	209 3744	156.00	24		3744			
53	Stephanie Leviette	New Caledonia	189 3737	155.71	24		3737			
54	Ljiljana Punek	Croatia	201 3712	154.67	24		3712			

QUALIFYING ROUNDS/ TOP 24

TOP 8

POS	NAME	COUNTRY	HIGHTOTAL	AVERAGE	#GAMES	CUT	TOTAL INC. BONUS	#WINS	#TIES	#LOSSES
55	Debra Fowler	South Africa	185	3674	153.08	24	3674			
56	Hela Meziou	Tunisia	188	3660	152.50	24	3660			
57	Antonieta Costa	Azores	180	3657	152.38	24	3657			
58	Ülle Ristimägi	Estonia	190	3639	151.62	24	3639			
59	Liya Kasaye	Ethiopia	193	3523	146.79	24	3523			
60	Ruta Ryliskiene	Lithuania	192	2134	88.92	24	2134			